



# Final Report

## YACHT Laundry Exhaust System & Kitchen Exhaust System

Project Performed 09/19/20  
Report Approved by Alberto Amezcua


## Kitchen Exhaust System



**Before  
Exhaust System Access Sealed**



**After  
Exhaust System Access Opened**



**BEFORE  
Horizontal Duct with Grease**



**After  
Duct Cleaned**



**BEFORE**  
**Walls Partially Cleaned**



**After**  
**Duct Cleaned**



**Before**  
**Horizontal Duct UV Light Area**



**After**  
**Duct Clean**



**Before**  
**Baffle Filters with Slight Grease**



**After**  
**Baffles Cleaned**



**Before**  
**2<sup>nd</sup> Horizontal Duct UV Area**



**After**  
**Duct Cleaned**



**BEFORE  
UV Light Area**



**After  
Area Cleaned**



**Before  
Fire Dampers**



**After  
Dampers Cleaned**




**Exhaust System Back in Place**



**House Keeping Cleaned**

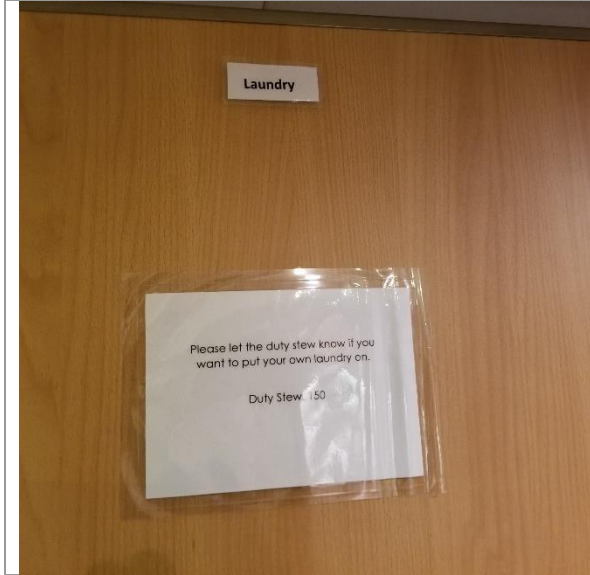


**Kitchen Equipment Protection**



**Exhaust Fan Cleaned**

## Laundry Exhaust System



**Area Cleaned**



**Typical Round Duct**



**HEPA Negative Air Implemented**



**Flex Connected to Main Duct**



**BEFORE**  
**Typical Round Register**



**After**  
**Register Cleaned**



**BEFORE**  
**Typical Round Duct Dirty**



**After**  
**Duct Cleaned**





**BEFORE**  
**Typical Round Duct Dirty**



**After**  
**Duct Cleaned**



**Before**  
**Dryer Connection Area**



**After**  
**Area HEPA Cleaned**



**BEFORE**  
**Laundry Horizontal Duct**



**After**  
**Duct Cleaned**



**BEFORE**  
**Laundry Horizontal Duct**



**After**  
**Duct Cleaned**



**BEFORE**  
**Laundry Horizontal Duct**




**AFTER**  
**Duct Cleaned**




**BEFORE**  
**Laundry Duct**



**After**  
**Duct Cleaned**



**BEFORE**  
**Unit Dirty**



**AFTER**  
**Unit Cleaned**



**BEFORE**  
**Access**



**AFTER**  
**Access Sealed**



**Before  
Dryer Section**



**AFTER  
HEPA Vacuumed Cleaned**